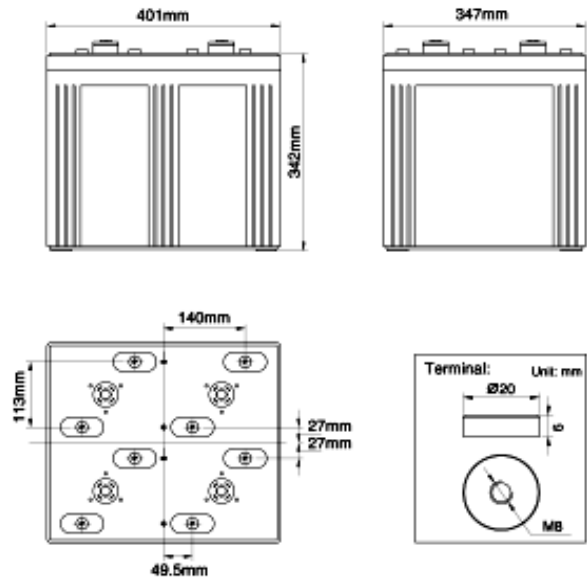


**Product Image**



**Product Dimensions**



**Characteristics**

Nominal Voltage		2V
Nominal Capacity (10 hour rate)		1600Ah
Capacity 25°C (77 °F)	20 hour rate (88.8A)	1776Ah
	5 hour rate (292.8A)	1476.8Ah
	1 hour rate (1064A)	1064Ah
Internal Resistance	Full Charged Battery 25 °C	≤0.13mΩ
Capacity affected by Temperature (10 hour )	40°C (104 °F)	102%
	25°C (77 °F)	100%
	0°C (32 °F)	85%
	-15°C (5 °F)	65%
Self-Discharge 25°C (77 °F) Capacity	after 3 month storage	90%
	after 6 month storage	80%
	after 12 month storage	62%
Charge (Constant Voltage) 25°C (77 °F)	Float	Initial Charging Current Less than 225A Voltage 2.23-2.27V
	Cycle	Initial Charging Current Less than 225A Voltage 2.33-2.37V

**Packaging**

Battery Dimensions	Length	401mm
	Width	347mm
	Height	342mm
	Total Height	378mm
Box Dimensions	Length	892mm
	Width	420mm
	Height	513mm
Quantity Per Box		2 PC per box
Net weight Per Cell		83kg±1000g
Net weight Per Box		166kg
Gross Weight		166.4kg

**Discharge Constant Current (Amperes at 77°F/25°C)**

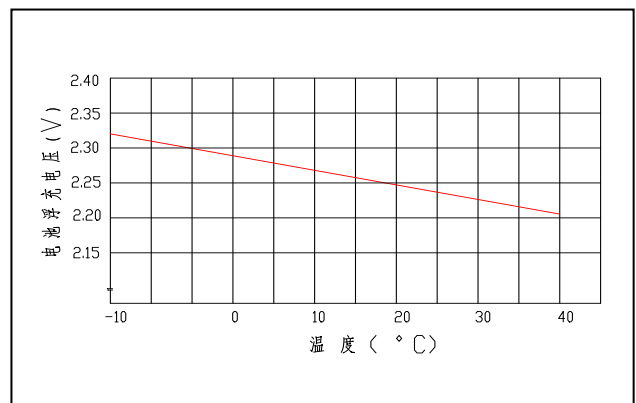
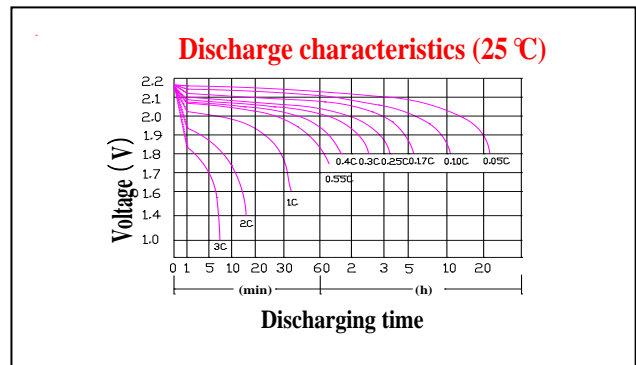
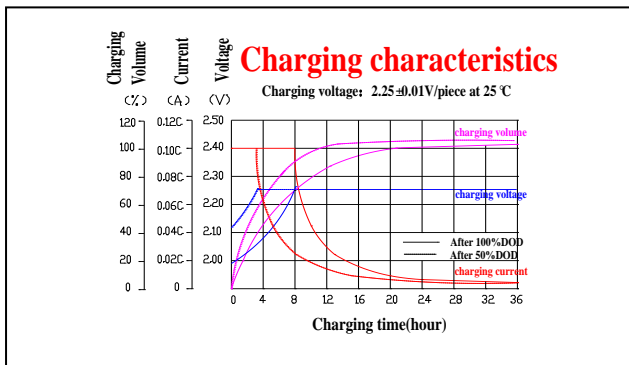
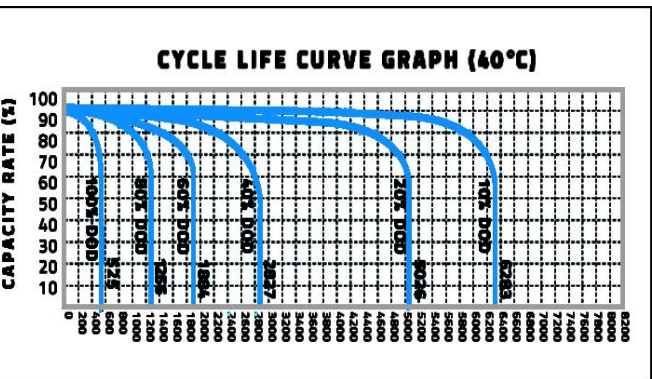
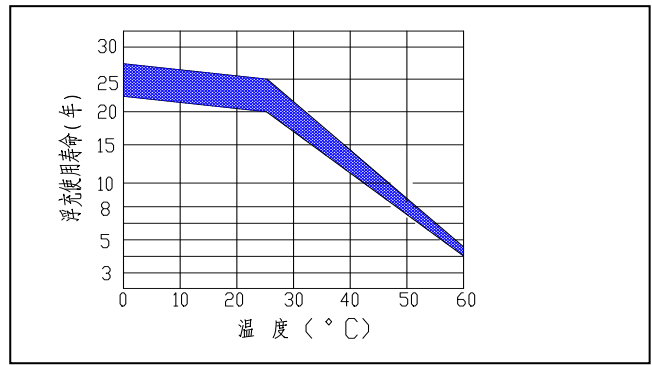
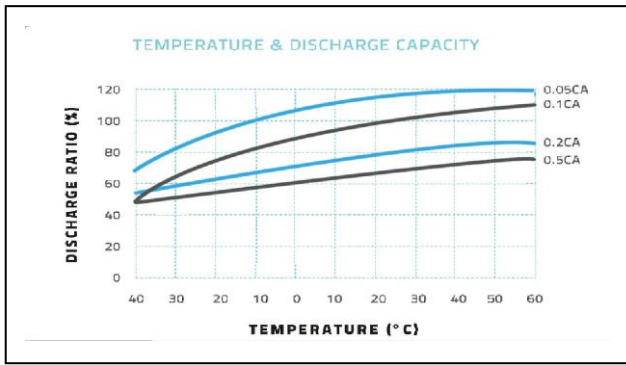
F.V/Time	5min	10min	15min	30min	45min	1h	2h	3h	5h	8h	10h	20h
1.60V	4191	2706	2244	1485	1106	908	578	413	281	185	165.0	87.5
1.65V	4115	2657	2203	1458	1085	891	567	405	275	181	162.0	85.9
1.70V	4039	2608	2162	1431	1065	875	557	398	270	178	159.0	84.3
1.75V	3962	2558	2122	1404	1045	858	546	390	265	175	156.0	82.7
1.80V	3810	2460	2040	1350	1005	825	525	375	255	168	150.0	79.5

**Discharge Constant Power (Watts at 77°F 25°C)**

F.V/Time	5min	10min	15min	30min	45min	1h	2h	3h	5h	8h	10h	20h
1.60V	8068	5209	4320	2859	2128	1747	1112	794	540	356	317.6	168.3
1.65V	7921	5114	4241	2807	2089	1715	1091	780	530	349	311.9	165.3
1.70V	7774	5020	4163	2755	2051	1683	1071	765	520	343	306.1	162.2
1.75V	7628	4925	4084	2703	2012	1652	1051	751	511	336	300.3	159.2
1.80V	7334	4736	3927	2599	1935	1588	1011	722	491	323	288.8	153.0

**Note** The above data are average values, and can be obtained within 3 charge/discharge cycles. These are not minimum values. Cell and battery designs/specifications are subject to modification without notice. Contact **CTD** for the latest information.

**Performance Characteristics**



**Battery Construction**

Component	Positive plate	Negative plate	Container	Cover	Safety valve	Terminal	Separator	Electrolyte
Raw material	Lead dioxide	Lead	ABS	ABS	Si-Rubber	Copper	Fiberglass	Lead