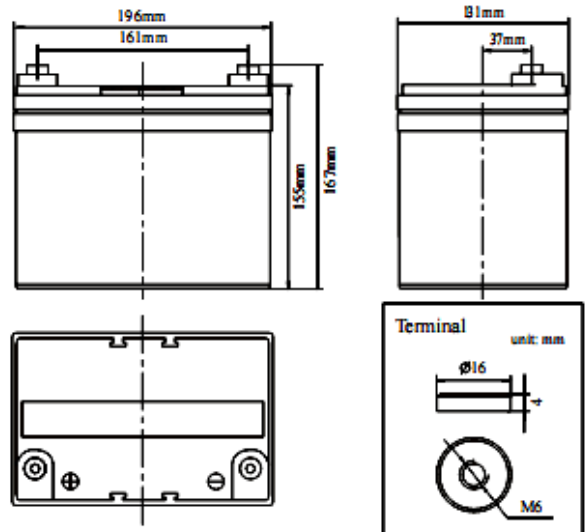


**Product Image**



**Product Dimensions**



**Characteristics**

Nominal Voltage		12V
Nominal Capacity (10 hour rate)		28Ah
Capacity 25°C (77 °F)	20 hour rate (1.55A)	31.1Ah
	5 hour rate (5.1A)	25.6Ah
	1 hour rate (18.6A)	18.6Ah
Internal Resistance	Full Charged Battery 25°C	≤12mΩ
Capacity affected by Temperature (10 hour )	40°C (104 °F)	102%
	25°C (77 °F)	100%
	0°C (32 °F)	85%
	-15°C (5 °F)	65%
Self-Discharge 25°C (77 °F) Capacity	after 3 month storage	90%
	after 6 month storage	80%
	after 12 month storage	62%
Charge (Constant Voltage) 25°C (77 °F)	Float	Initial Charging Current Less than 7.0A Voltage 13.6-13.8V
	Cycle	Initial Charging Current Less than 7.0A Voltage 14.4-14.9V

**Packaging**

Battery Dimensions	Length	196mm
	Width	131mm
	Height	155mm
	Total Height	167mm
Box Dimensions	Length	211mm
	Width	144mm
	Height	211mm
Quantity Per Box		1 PC per box
Net weight Per Cell		9.5 kg ±100g
Net weight Per Box		9.5kg
Gross Weight		9.8kg

**Discharge Constant Current per Cell (Amperes at 77°F 25°C)**

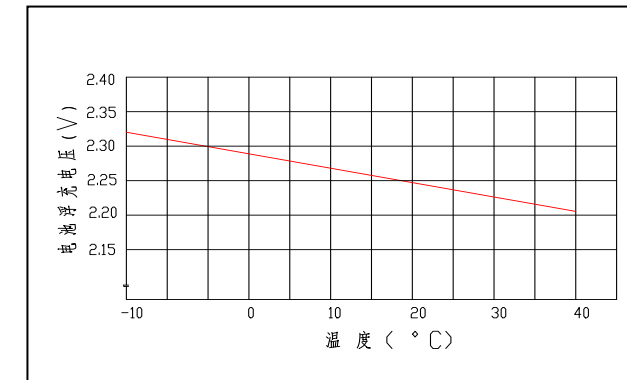
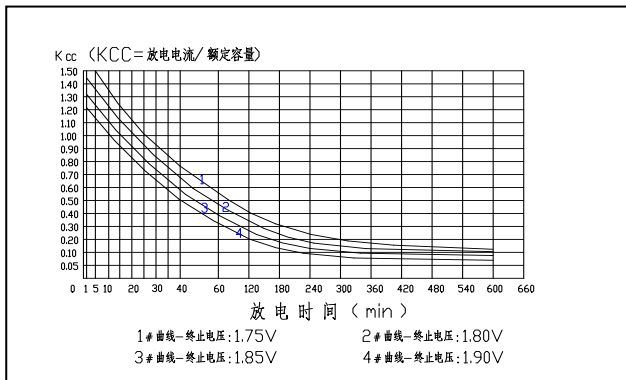
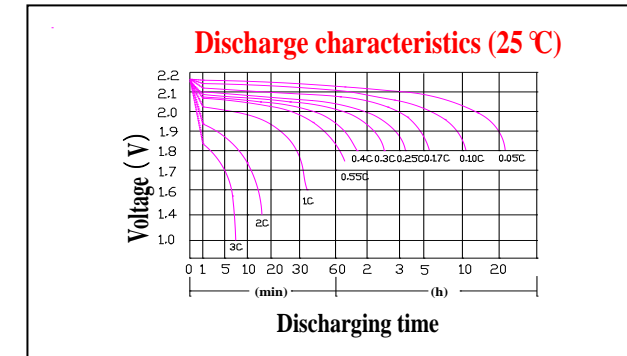
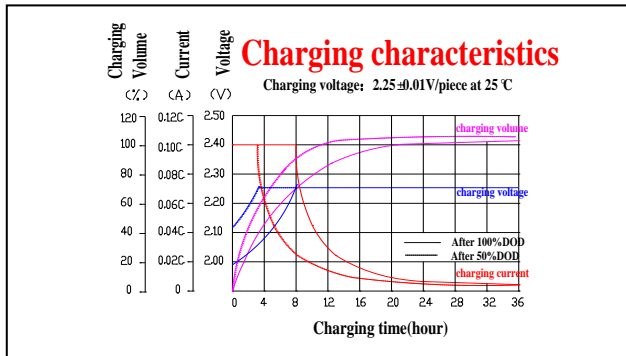
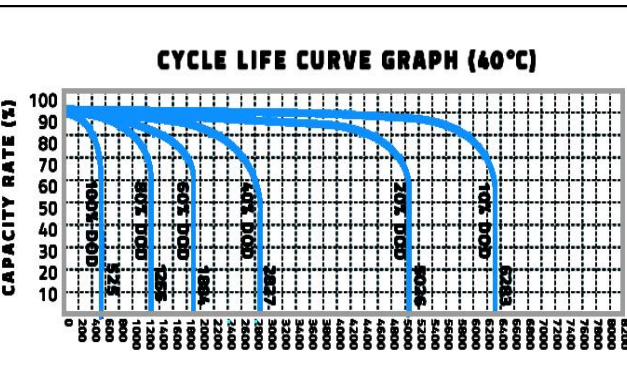
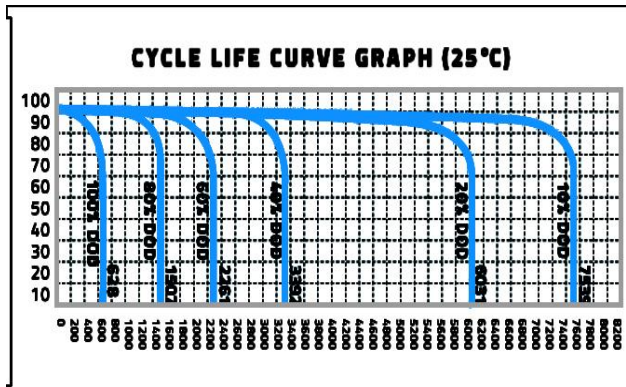
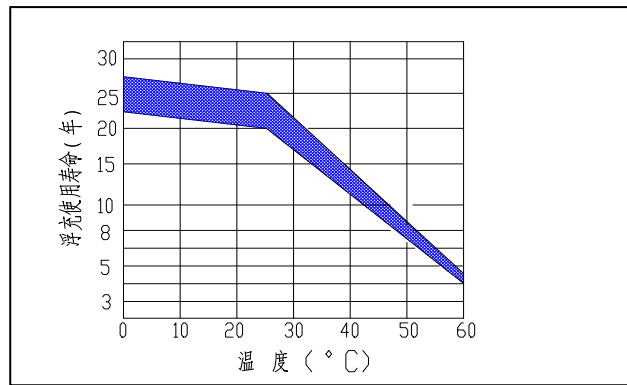
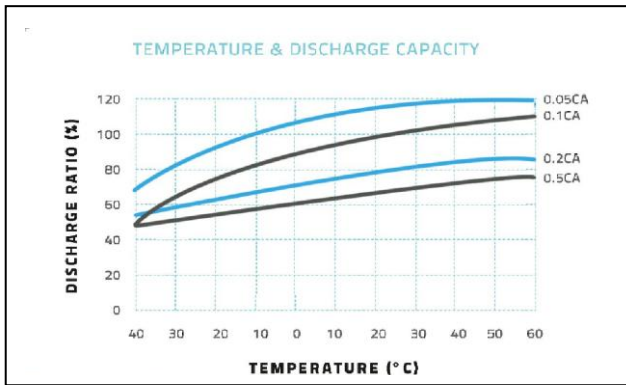
F.V/Time	5min	10min	15min	30min	45min	1h	2h	3h	5h	8h	10h	20h
1.60V	80.9	52.0	43.3	28.9	20.7	17.9	7.9	7.7	5.2	3.4	3.1	1.63
1.65V	79.4	51.1	42.5	28.4	20.4	17.5	7.7	7.6	5.1	3.4	3.0	1.6
1.70V	78.0	50.1	41.8	27.8	20.0	17.2	7.6	7.4	5.0	3.3	3.0	1.57
1.75V	76.5	49.2	41.0	27.3	19.6	16.9	7.5	7.3	5.0	3.3	2.9	1.54
1.80V	73.6	47.3	39.4	26.3	18.8	16.2	7.2	7.0	4.8	3.1	2.8	1.48

**Discharge Constant Power per Cell (Watts at 77°F 25°C)**

F.V/Time	5min	10min	15min	30min	45min	1h	2h	3h	5h	8h	10h	20h
1.60V	155.8	100.1	83.4	55.6	39.9	34.4	15.2	14.8	10.1	6.6	5.9	3.1
1.65V	152.9	98.3	81.9	54.6	39.2	33.8	14.9	14.6	9.9	6.5	5.8	3.1
1.70V	150.1	96.5	80.4	53.6	38.5	33.1	14.6	14.3	9.7	6.4	5.7	3.0
1.75V	147.3	94.7	78.9	52.6	37.7	32.5	14.4	14.0	9.5	6.3	5.6	3.0
1.80V	141.6	91.0	75.8	50.6	36.3	31.3	13.8	13.5	9.2	6.0	5.4	2.9

**Note** The above data are average values, and can be obtained within 3 charge/discharge cycles. These are not minimum values. Cell and battery designs/specifications are subject to modification without notice. Contact **CTD** for the latest information.

**Performance Characteristics**



**Battery Construction**

Component	Positive plate	Negative plate	Container	Cover	Safety valve	Terminal	Separator	Electrolyte
Raw material	Lead dioxide	Lead	ABS	ABS	Si-Rubber	Copper	Fiberglass	Nano