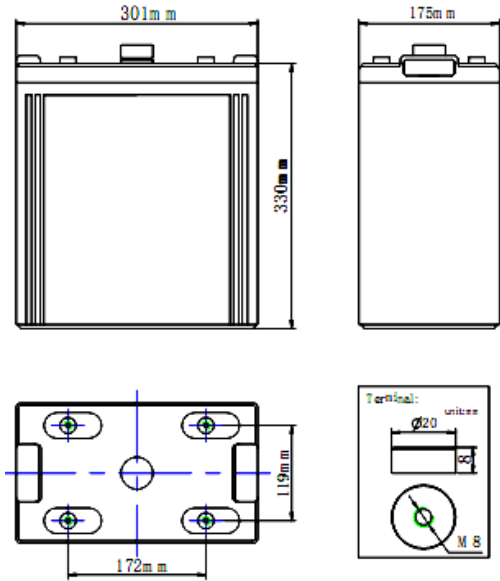


Product Image



Product Dimensions



Characteristics

Nominal Voltage		2V
Nominal Capacity (10 hour rate)		700Ah
Capacity 25°C (77 °F)	20 hour rate (37.1A)	742Ah
	5 hour rate (124A)	618.1Ah
	1 hour rate (385A)	385Ah
Internal Resistance	Full Charged Battery 25°C	≤0.25mΩ
Capacity affected by Temperature (10 hour)	40°C (104 °F)	102%
	25°C (77 °F)	100%
	0°C (32 °F)	85%
	-15°C (5 °F)	65%
Self-Discharge 25°C (77 °F) Capacity	after 3 month storage	90%
	after 6 month storage	80%
	after 12 month storage	62%
Charge (Constant Voltage) 25°C (77 °F)	Float	Initial Charging Current Less than 105A Voltage 2.23-2.27V
	Cycle	Initial Charging Current Less than 105A Voltage 2.33-2.37V

Packaging

Battery Dimensions	Length	301mm
	Width	175mm
	Height	330mm
	Total Height	366mm
Box Dimensions	Length	316mm
	Width	189mm
	Height	425mm
Quantity Per Box		1 PC per box
Net weight Per Cell		45.0 kg±500g
Net weight Per Box		45.0kg
Gross Weight		45.5kg

Discharge Constant Current (Amperes at 77°F/25°C)

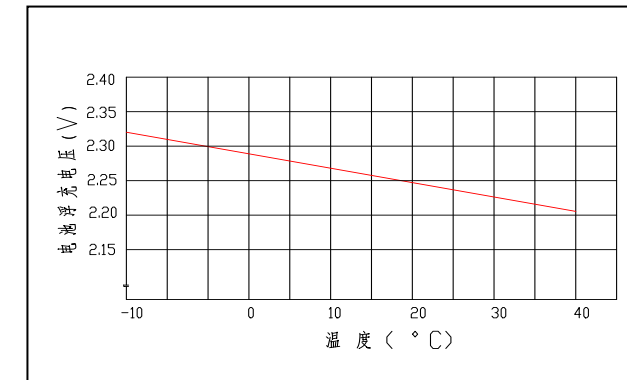
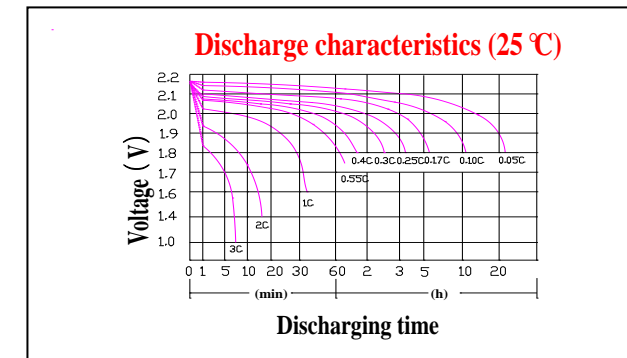
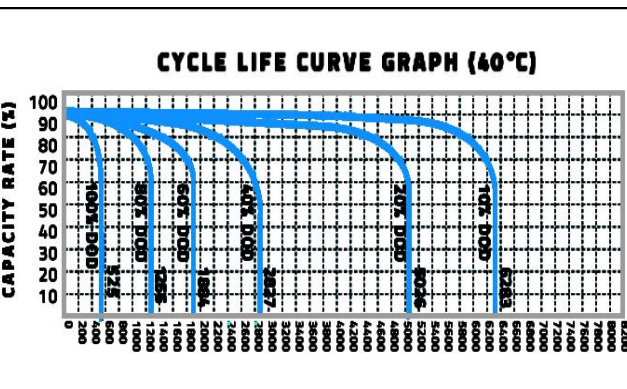
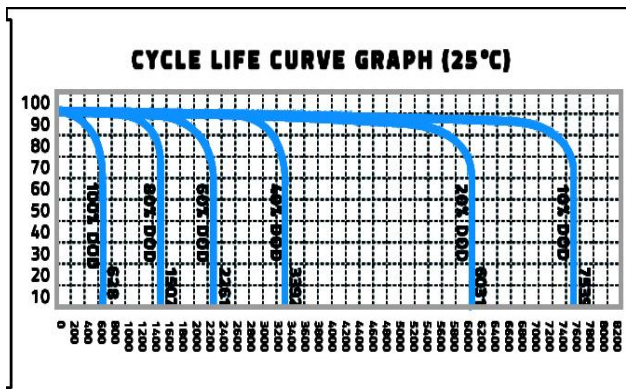
F.V/Time	5min	10min	15min	30min	45min	1h	2h	3h	5h	8h	10h	20h
1.60V	1956	1263	1047	693	516	424	270	193	131	86	77.0	40.8
1.65V	1920	1240	1028	680	507	416	265	189	129	85	75.6	40.1
1.70V	1885	1217	1009	668	497	408	260	186	126	83	74.2	39.3
1.75V	1849	1194	990	655	488	400	255	182	124	82	72.8	38.6
1.80V	1778	1148	952	630	469	385	245	175	119	78	70.0	37.1

Discharge Constant Power (Watts at 77°F 25°C)

F.V/Time	5min	10min	15min	30min	45min	1h	2h	3h	5h	8h	10h	20h
1.60V	3765	2431	2016	1334	993	815	519	371	252	166	148.2	78.6
1.65V	3696	2387	1979	1310	975	800	509	364	247	163	145.5	77.1
1.70V	3628	2342	1943	1286	957	786	500	357	243	160	142.8	75.7
1.75V	3560	2298	1906	1261	939	771	490	350	238	157	140.1	74.3
1.80V	3423	2210	1833	1213	903	741	472	337	229	151	134.8	71.4

Note The above data are average values, and can be obtained within 3 charge/discharge cycles. These are not minimum values. Cell and battery designs/specifications are subject to modification without notice. Contact **CTD** for the latest information.

Performance Characteristics



Battery Construction

Component	Positive plate	Negative plate	Container	Cover	Safety valve	Terminal	Separator	Electrolyte
Raw material	Lead dioxide	Lead	ABS	ABS	Si-Rubber	Copper	Fiberglass	Nano