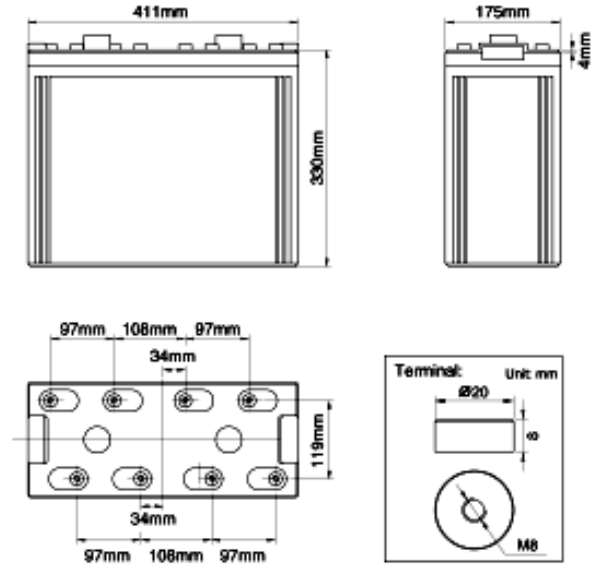


Product Image



Product Dimensions



Characteristics

Nominal Voltage		2V
Nominal Capacity (10 hour rate)		800Ah
Capacity 25°C (77 °F)	20 hour rate (42.4A)	848Ah
	5 hour rate (141.4A)	707Ah
	1 hour rate (440A)	440Ah
Internal Resistance	Full Charged Battery 25°C	≤0.26mΩ
Capacity affected by Temperature (10 hour)	40°C (104 °F)	102%
	25°C (77 °F)	100%
	0°C (32 °F)	85%
	-15°C (5 °F)	65%
Self-Discharge 25°C (77 °F) Capacity	after 3 month storage	90%
	after 6 month storage	80%
	after 12 month storage	62%
Charge (Constant Voltage) 25°C (77 °F)	Float	Initial Charging Current Less than 120A Voltage 2.23-2.27V
	Cycle	Initial Charging Current Less than 120A Voltage 2.33-2.37V

Packaging

Battery Dimensions	Length	411mm
	Width	176mm
	Height	330mm
	Total Height	365mm
Box Dimensions	Length	425mm
	Width	189mm
	Height	422mm
Quantity Per Box		1 PC per box
Net weight Per Cell		51.6 kg ±3%
Net weight Per Box		51.6kg
Gross Weight		52.4kg

Discharge Constant Current (Amperes at 77°F/25°C)

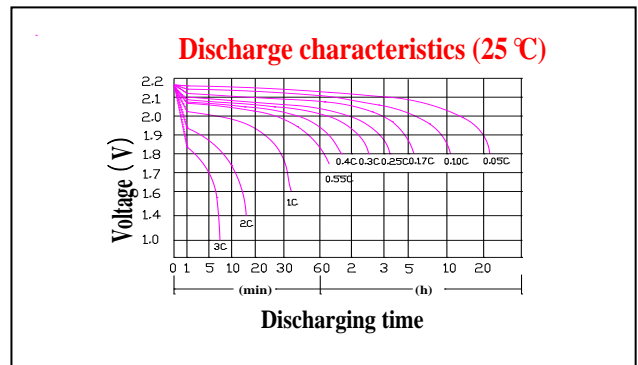
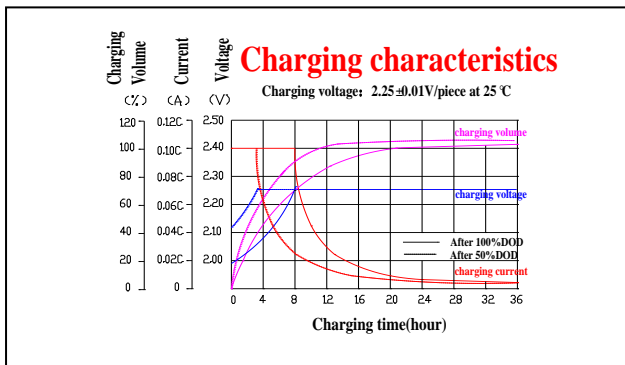
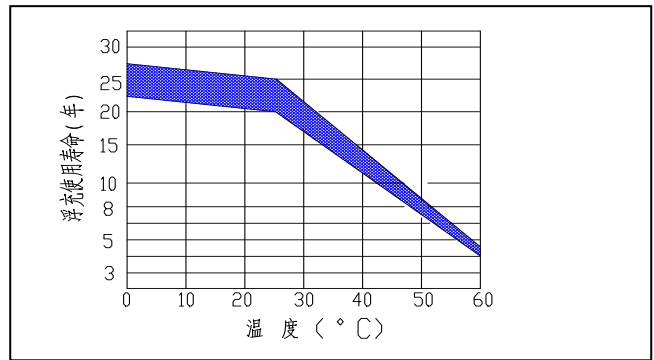
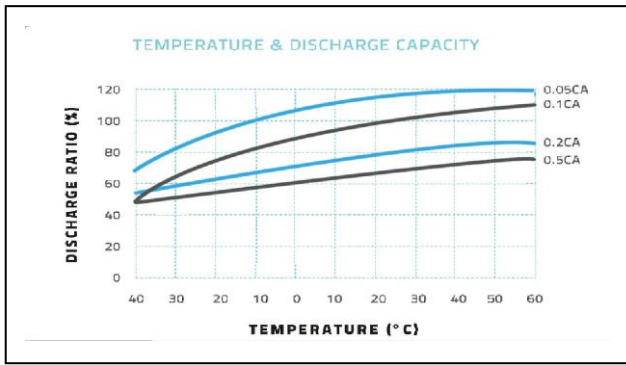
F.V/Time	5min	10min	15min	30min	45min	1h	2h	3h	5h	8h	10h	20h
1.60V	2235	1443	1197	792	590	484	308	220	150	99	88.0	46.6
1.65V	2195	1417	1175	778	579	475	302	216	147	97	86.4	45.8
1.70V	2154	1391	1153	763	568	466	297	212	144	95	84.8	44.9
1.75V	2113	1364	1132	749	557	458	291	208	141	93	83.2	44.1
1.80V	2032	1312	1088	720	536	440	280	200	136	90	80.0	42.4

Discharge Constant Power (Watts at 77°F 25°C)

F.V/Time	5min	10min	15min	30min	45min	1h	2h	3h	5h	8h	10h	20h
1.60V	4303	2778	2304	1525	1135	932	593	424	288	190	169.4	89.8
1.65V	4225	2728	2262	1497	1114	915	582	416	283	186	166.3	88.1
1.70V	4146	2677	2220	1469	1094	898	571	408	278	183	163.2	86.5
1.75V	4068	2627	2178	1441	1073	881	561	400	272	179	160.2	84.9
1.80V	3912	2526	2094	1386	1032	847	539	385	262	172	154.0	81.6

Note The above data are average values, and can be obtained within 3 charge/discharge cycles. These are not minimum values. Cell and battery designs/specifications are subject to modification without notice. Contact **CTD** for the latest information.

Performance Characteristics



Battery Construction

Component	Positive plate	Negative plate	Container	Cover	Safety valve	Terminal	Separator	Electrolyte
Raw material	Lead dioxide	Lead	ABS	ABS	Si-Rubber	Copper	Fiberglass	Lead