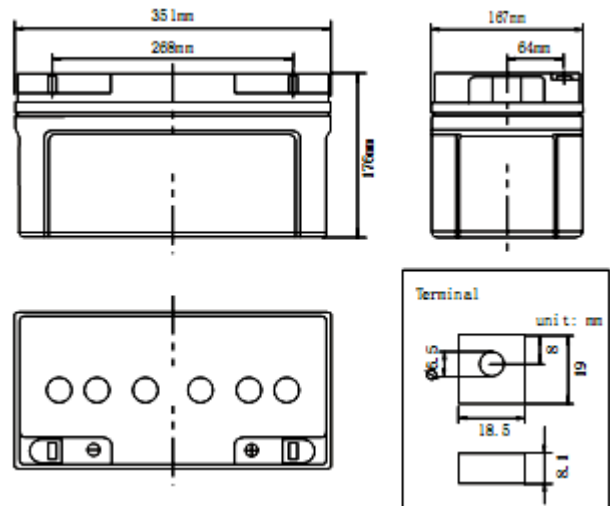


## Product Image



## Product Dimensions



## Characteristics

Nominal Voltage		12V
Nominal Capacity (10 hour rate)		65Ah
Capacity 25°C (77 °F)	20 hour rate (3.61A)	72.2Ah
	5 hour rate (11.9A)	59.5Ah
	1 hour rate (43.2A)	43.2Ah
Internal Resistance	Full Charged Battery 25°C	≤7.0mΩ
Capacity affected by Temperature (10 hour )	40°C (104 °F)	102%
	25°C (77 °F)	100%
	0°C (32 °F)	85%
	-15°C (5 °F)	65%
Self-Discharge 25°C (77 °F) Capacity	after 3 month storage	90%
	after 6 month storage	80%
	after 12 month storage	62%
Charge (Constant Voltage) 25°C (77 °F)	Float	Initial Charging Current Less than 16.3A Voltage 13.6-13.8V
	Cycle	Initial Charging Current Less than 16.3A Voltage 14.4-14.9V

## Packaging

Battery Dimensions	Length	351mm
	Width	167mm
	Height	176mm
	Total Height	176mm
Box Dimensions	Length	365mm
	Width	181mm
	Height	224mm
Quantity Per Box		1 PC per box
Net weight Per Cell		20.5 kg±200g
Net weight Per Box		20.5kg
Gross Weight		21.0kg

### Discharge Constant Current per Cell (Amperes at 77°F 25°C)

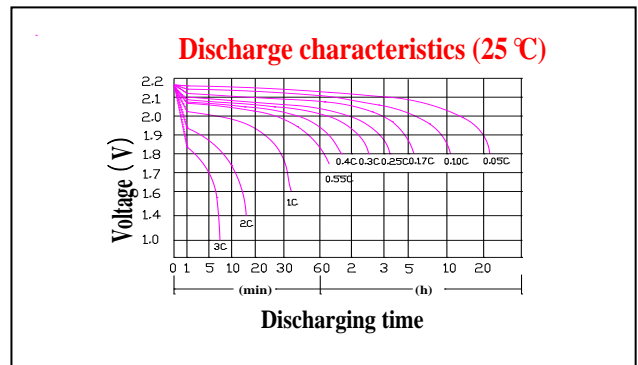
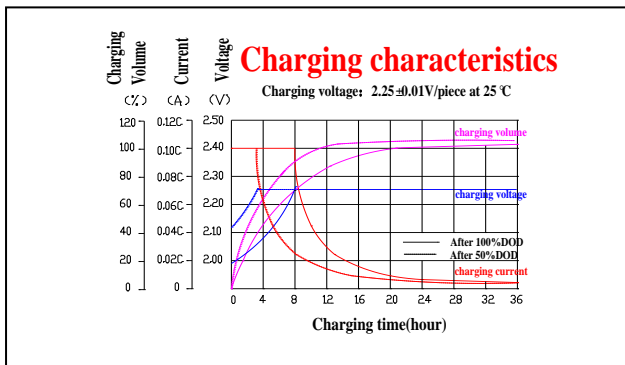
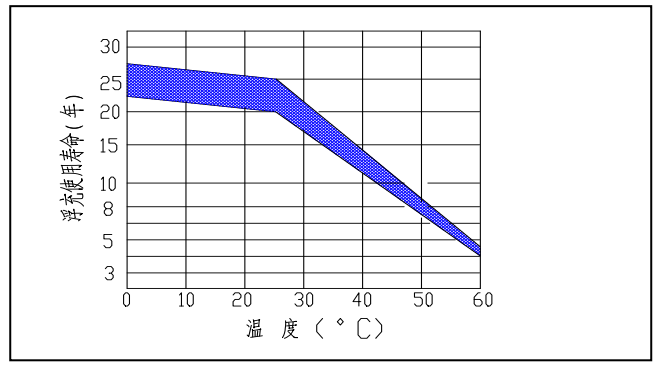
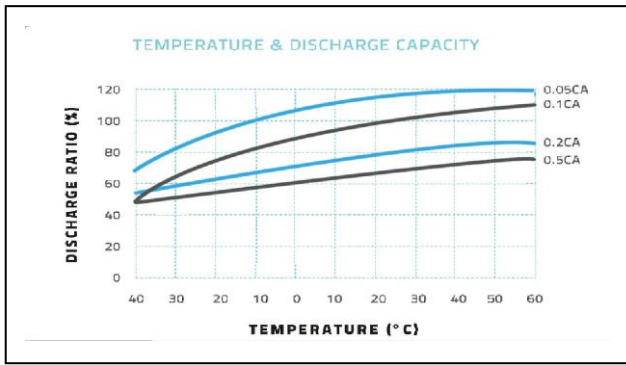
F.V/Time	5min	10min	15min	30min	45min	1h	2h	3h	5h	8h	10h	20h
1.60V	218.6	145.6	109.7	68.3	49.0	43.2	26.4	19.3	12.4	7.6	6.76	3.75
1.65V	201.5	134.2	105.2	66.5	47.7	42.1	25.9	18.9	12.2	7.5	6.70	3.72
1.70V	204.9	136.5	100.6	64.6	46.4	40.9	25.4	18.6	12.1	7.4	6.63	3.68
1.75V	181.0	120.6	96.0	62.8	45.1	39.8	24.8	18.1	11.9	7.4	6.57	3.64
1.80V	170.8	113.8	91.5	61.0	43.7	38.6	24.2	17.7	11.7	7.3	6.50	3.61

### Discharge Constant Power per Cell (Watts at 77°F 25°C)

F.V/Time	5min	10min	15min	30min	45min	1h	2h	3h	5h	8h	10h	20h
1.60V	407.6	271.5	204.7	127.4	91.4	80.6	49.2	35.9	23.1	14.1	12.6	7.0
1.65V	375.8	250.3	196.1	123.9	88.9	78.5	48.3	35.3	22.8	14.0	12.5	6.9
1.70V	382.1	254.6	187.6	120.5	86.5	76.3	47.4	34.6	22.5	13.8	12.4	6.9
1.75V	337.6	224.9	179.1	117.1	84.0	74.2	46.2	33.8	22.1	13.7	12.2	6.8
1.80V	318.5	212.1	170.6	113.7	81.6	72.0	45.1	33.0	21.8	13.6	12.1	6.7

**Note** The above data are average values, and can be obtained within 3 charge/discharge cycles. These are not minimum values. Cell and battery designs/specifications are subject to modification without notice. Contact **US** for the latest information.

**Performance Characteristics**



**Battery Construction**

Component	Positive plate	Negative plate	Container	Cover	Safety valve	Terminal	Separator	Electrolyte
Raw material	Lead dioxide	Lead	ABS	ABS	Si-Rubber	Copper	Fiberglass	Lead