

**Product Image**



**Product Dimensions**

**Characteristics**

Nominal Voltage		2V
Nominal Capacity (10 hour rate)		1000Ah
Capacity 25°C (77 °F)	20 hour rate (53A)	1060Ah
	5 hour rate (176.7A)	883Ah
	1 hour rate (550A)	550Ah
Internal Resistance	Full Charged Battery 25°C	≤0.19mΩ
Capacity affected by Temperature (10 hour )	40°C (104 °F)	102%
	25°C (77 °F)	100%
	0°C (32 °F)	85%
	-15°C (5 °F)	65%
Self-Discharge 25°C (77 °F) Capacity	after 3 month storage	90%
	after 6 month storage	80%
	after 12 month storage	62%
Charge (Constant Voltage) 25°C (77 °F)	Float	Initial Charging Current Less than 150A Voltage 2.23-2.27V
	Cycle	Initial Charging Current Less than 150A Voltage 2.33-2.37V

**Packaging**

Battery Dimensions	Length	450mm
	Width	200mm
	Height	400mm
	Total Height	400mm
Box Dimensions	Length	489mm
	Width	189mm
	Height	422mm
Quantity Per Box		1 PC per box
Net weight Per Cell		62 kg ±900g
Net weight Per Box		62kg
Gross Weight		63kg

**Discharge Constant Current (Amperes at 77°F/25°C)**

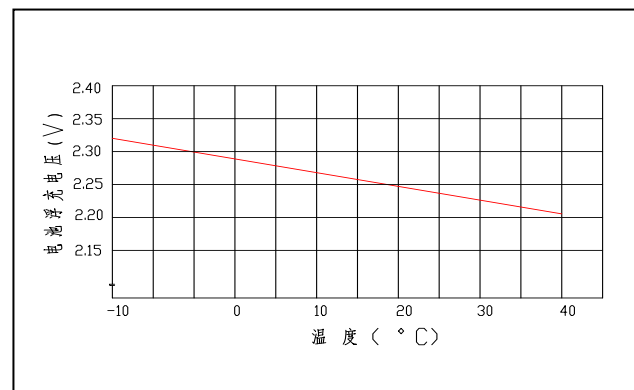
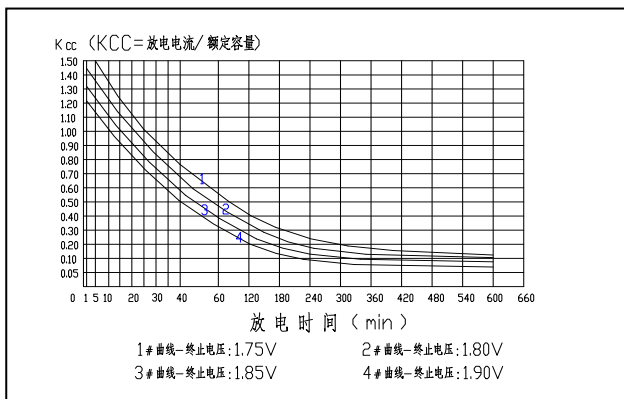
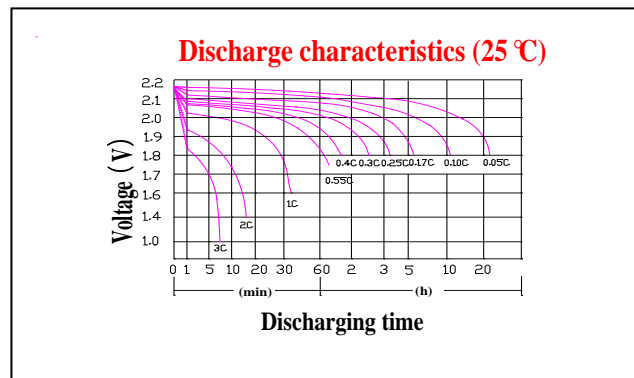
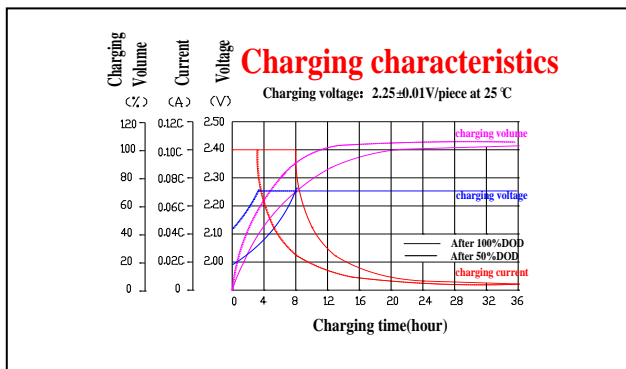
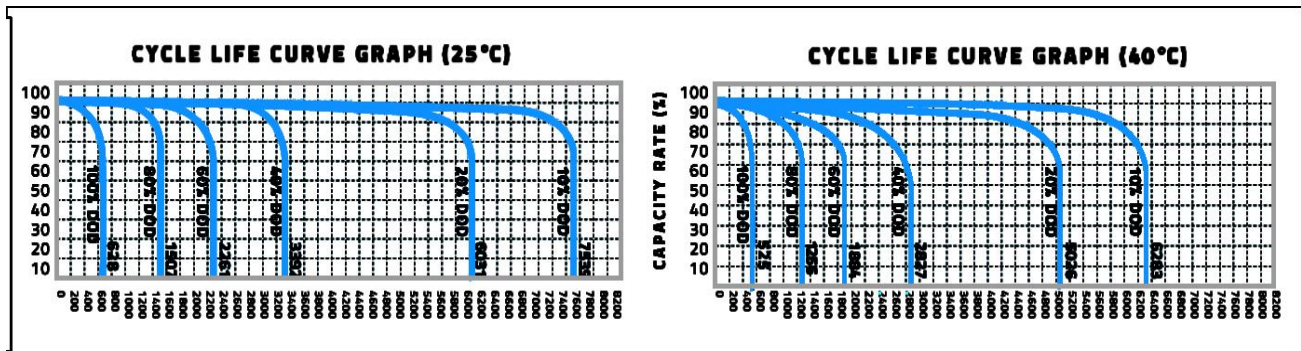
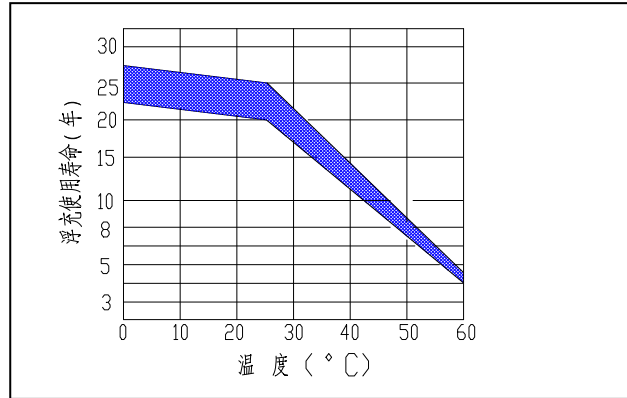
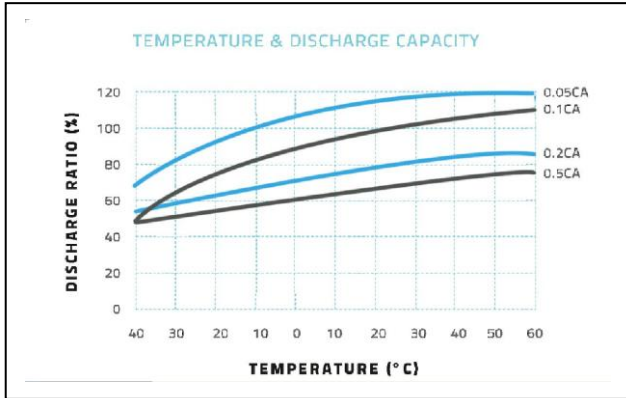
F.V/Time	5min	10min	15min	30min	45min	1h	2h	3h	5h	8h	10h	20h
1.60V	2794	1804	1496	990	737	550	429	275.0	187.0	123.2	110.0	58.3
1.65V	2743	1771	1469	972	724	540	421	270.0	183.6	121.0	108.0	57.2
1.70V	2692	1738	1442	954	710	530	413	265.0	180.2	118.7	106.0	56.2
1.75V	2642	1706	1414	936	697	520	406	260.0	176.8	116.5	104.0	55.1
1.80V	2540	1640	1360	900	670	500	390	250.0	170.0	112.0	100.0	53.0

**Discharge Constant Power (Watts at 77°F 25°C)**

F.V/Time	5min	10min	15min	30min	45min	1h	2h	3h	5h	8h	10h	20h
1.60V	5378	3473	2880	1906	1419	1059	826	529.4	360.0	237.2	211.8	112.2
1.65V	5281	3410	2827	1871	1393	1040	811	519.8	353.4	232.8	207.9	110.2
1.70V	5183	3346	2775	1836	1367	1020	796	510.1	346.9	228.5	204.1	108.1
1.75V	5085	3283	2723	1802	1341	1001	781	500.5	340.3	224.2	200.2	106.1
1.80V	4890	3157	2618	1733	1290	963	751	481.3	327.3	215.6	192.5	102.0

**Note** The above data are average values, and can be obtained within 3 charge/discharge cycles. These are not minimum values. Cell and battery designs/specifications are subject to modification without notice. Contact **CTD** for the latest information.

**Performance Characteristics**



**Battery Construction**

Component	Positive plate	Negative plate	Container	Cover	Safety valve	Terminal	Separator	Electrolyte
Raw material	Lead dioxide	Lead	ABS	ABS	Si-Rubber	Copper	Fiberglass	Silicon