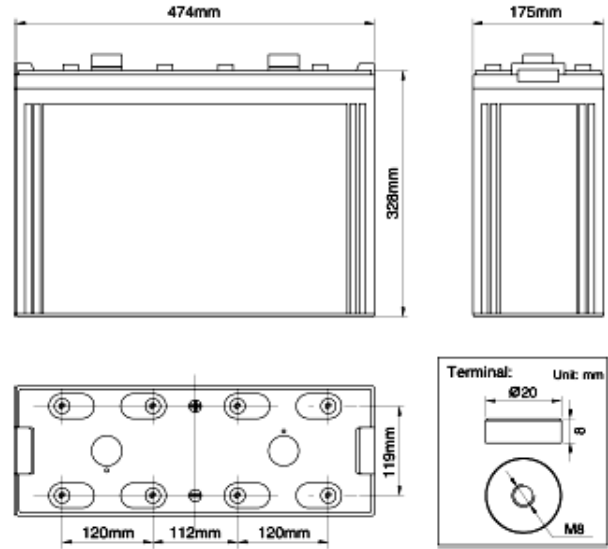


Product Image



Product Dimensions



Characteristics

Nominal Voltage		2V
Nominal Capacity (10 hour rate)		1000Ah
Capacity 25°C (77 °F)	20 hour rate (53A)	1060Ah
	5 hour rate (176.7A)	883Ah
	1 hour rate (550A)	550Ah
Internal Resistance	Full Charged Battery 25°C	≤0.19mΩ
Capacity affected by Temperature (10 hour)	40°C (104 °F)	102%
	25°C (77 °F)	100%
	0°C (32 °F)	85%
	-15°C (5 °F)	65%
Self-Discharge 25°C (77 °F) Capacity	after 3 month storage	90%
	after 6 month storage	80%
	after 12 month storage	62%
Charge (Constant Voltage) 25°C (77 °F)	Float	Initial Charging Current Less than 150A Voltage 2.23-2.27V
	Cycle	Initial Charging Current Less than 150A Voltage 2.33-2.37V

Packaging

Battery Dimensions	Length	474mm
	Width	175mm
	Height	328mm
	Total Height	365mm
Box Dimensions	Length	489mm
	Width	189mm
	Height	422mm
Quantity Per Box		1 PC per box
Net weight Per Cell		62 kg ±3%
Net weight Per Box		62kg
Gross Weight		62.8kg

Discharge Constant Current (Amperes at 77°F/25°C)

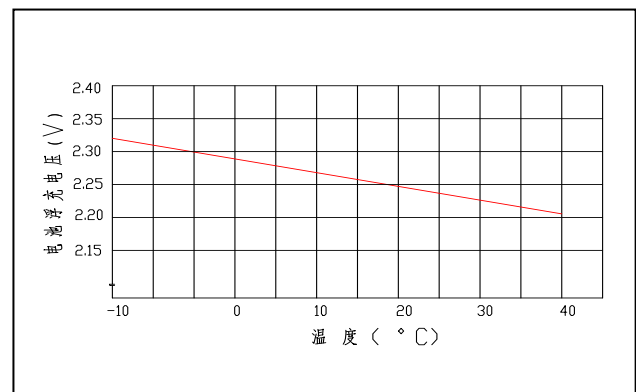
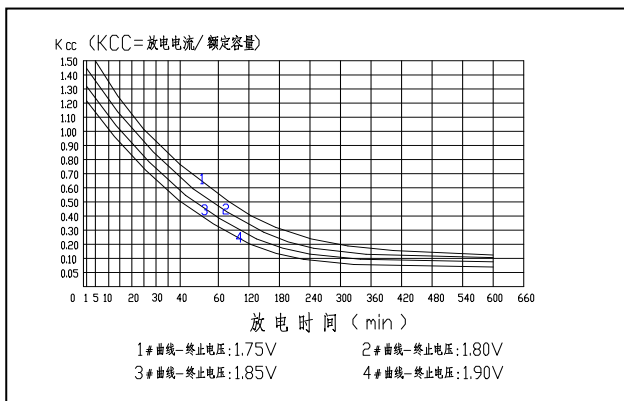
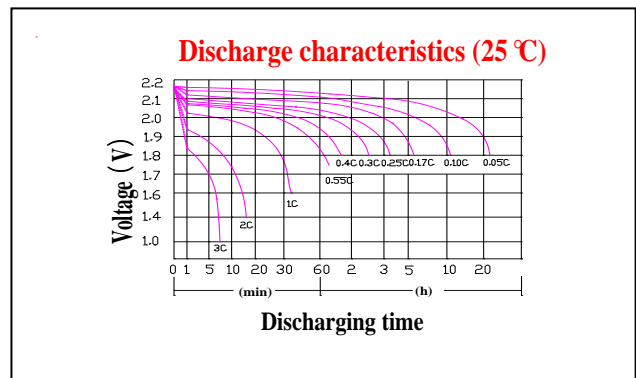
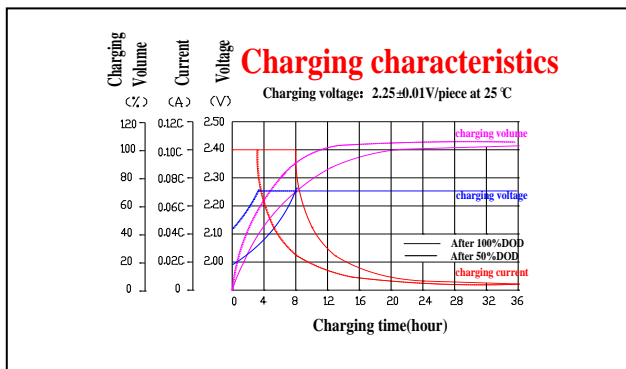
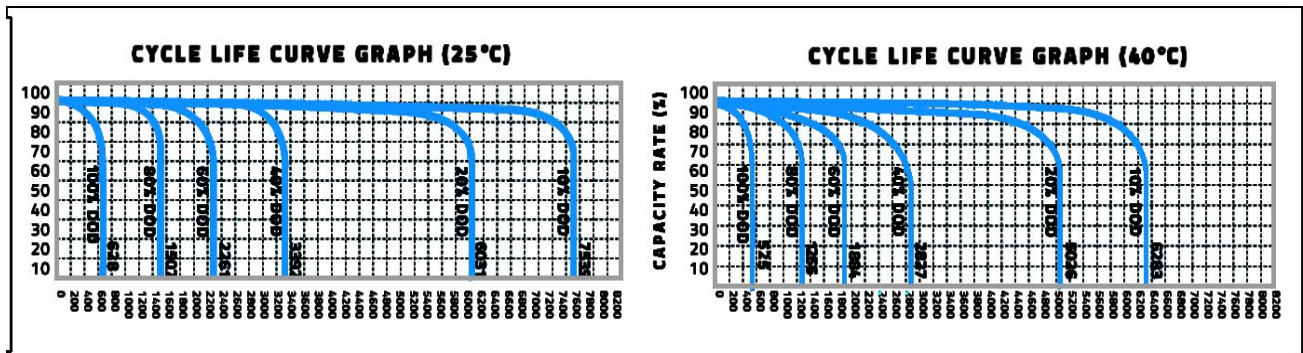
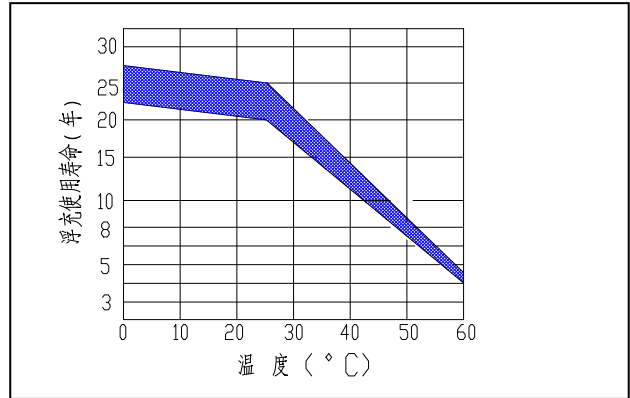
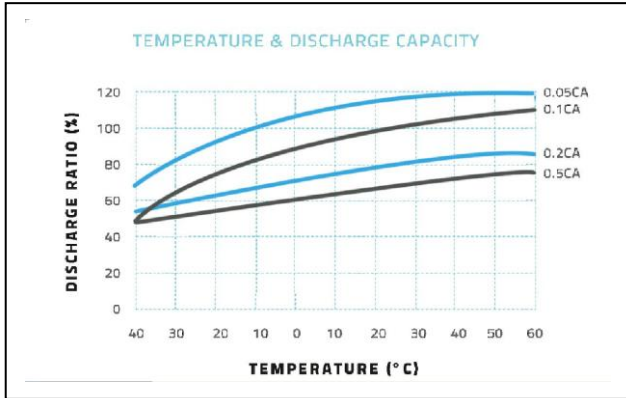
F.V/Time	5min	10min	15min	30min	45min	1h	2h	3h	5h	8h	10h	20h
1.60V	2794	1804	1496	990	737	605	385	275	187	123	110.0	58.3
1.65V	2743	1771	1469	972	724	594	378	270	184	121	108.0	57.2
1.70V	2692	1738	1442	954	710	583	371	265	180	119	106.0	56.2
1.75V	2642	1706	1414	936	697	572	364	260	177	116	104.0	55.1
1.80V	2540	1640	1360	900	670	550	350	250	170	112	100.0	53.0

Discharge Constant Power (Watts at 77°F 25°C)

F.V/Time	5min	10min	15min	30min	45min	1h	2h	3h	5h	8h	10h	20h
1.60V	5378	3473	2880	1906	1419	1165	741	529	360	237	211.8	112.2
1.65V	5281	3410	2827	1871	1393	1143	728	520	353	233	207.9	110.2
1.70V	5183	3346	2775	1836	1367	1122	714	510	347	229	204.1	108.1
1.75V	5085	3283	2723	1802	1341	1101	701	501	340	224	200.2	106.1
1.80V	4890	3157	2618	1733	1290	1059	674	481	327	216	192.5	102.0

Note The above data are average values, and can be obtained within 3 charge/discharge cycles. These are not minimum values. Cell and battery designs/specifications are subject to modification without notice. Contact **CTD** for the latest information.

Performance Characteristics



Battery Construction

Component	Positive plate	Negative plate	Container	Cover	Safety valve	Terminal	Separator	Electrolyte
Raw material	Lead dioxide	Lead	ABS	ABS	Si-Rubber	Copper	Fiberglass	Silicon