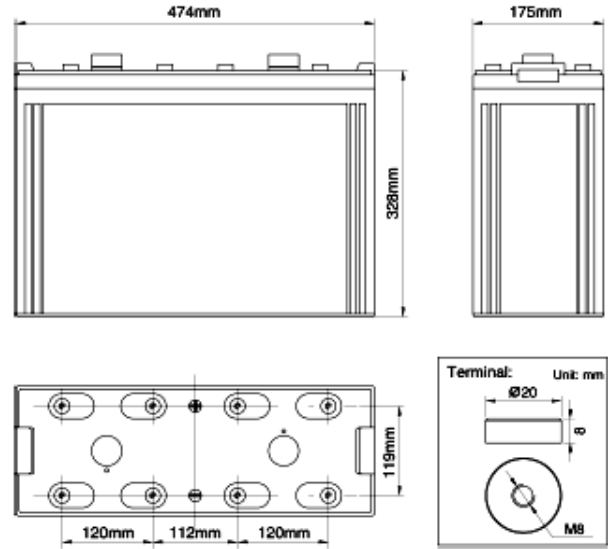


**Product Image**



**Product Dimensions**



**Characteristics**

Nominal Voltage		2V
Nominal Capacity (10 hour rate)		1200Ah
Capacity 25°C (77 °F)	20 hour rate (63.6A)	1272Ah
	5 hour rate (212A)	1060Ah
	1 hour rate (660A)	660Ah
Internal Resistance	Full Charged Battery 25°C	≤0.19mΩ
Capacity affected by Temperature (10 hour )	40°C (104 °F)	102%
	25°C (77 °F)	100%
	0°C (32 °F)	85%
	-15°C (5 °F)	65%
Self-Discharge 25°C (77 °F) Capacity	after 3 month storage	90%
	after 6 month storage	80%
	after 12 month storage	62%
Charge (Constant Voltage) 25°C (77 °F)	Float	Initial Charging Current Less than 180A Voltage 2.23-2.27V
	Cycle	Initial Charging Current Less than 180A Voltage 2.33-2.37V

**Packaging**

Battery Dimensions	Length	474mm
	Width	175mm
	Height	328mm
	Total Height	365mm
Box Dimensions	Length	489mm
	Width	189mm
	Height	422mm
Quantity Per Box		1 PC per box
Net weight Per Cell		68.5 kg±3%
Net weight Per Box		68.5kg
Gross Weight		69.3kg

**Discharge Constant Current (Amperes at 77°F/25°C)**

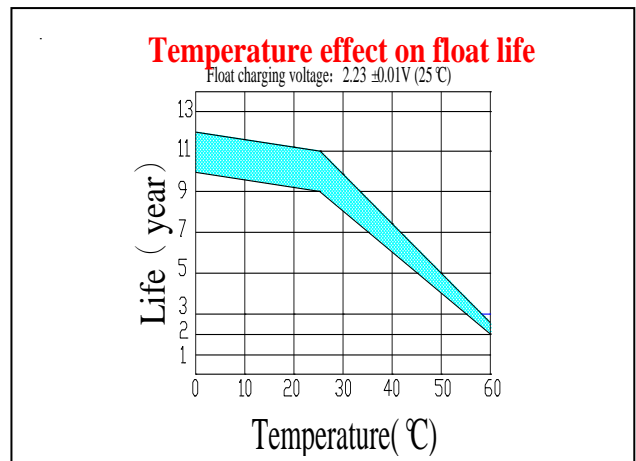
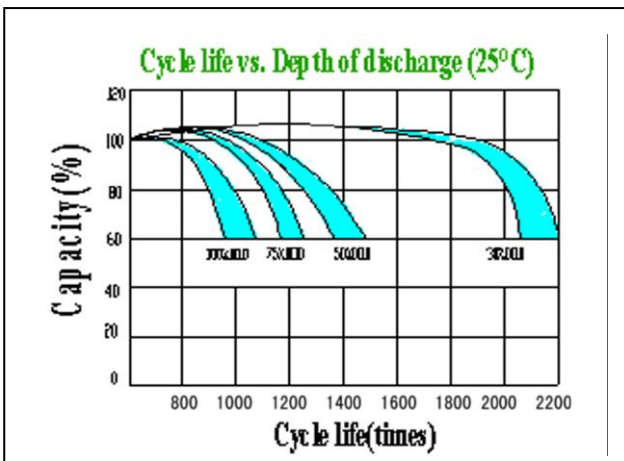
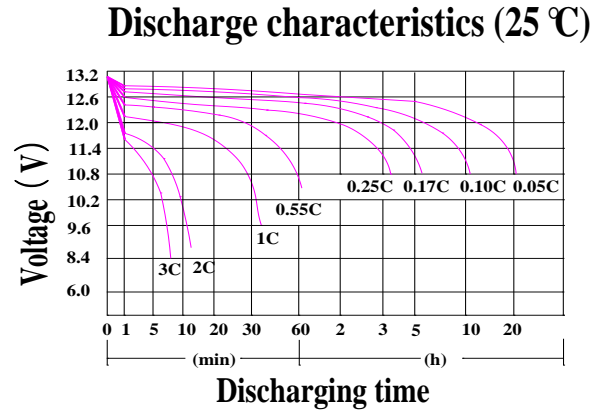
F.V/Time	5min	10min	15min	30min	45min	1h	2h	3h	5h	8h	10h	20h
1.60V	3353	2165	1795	1188	884	726	462	330	224	148	132.0	70.0
1.65V	3292	2125	1763	1166	868	713	454	324	220	145	129.6	68.7
1.70V	3231	2086	1730	1145	852	700	445	318	216	142	127.2	67.4
1.75V	3170	2047	1697	1123	836	686	437	312	212	140	124.8	66.1
1.80V	3048	1968	1632	1080	804	660	420	300	204	134	120.0	63.6

**Discharge Constant Power (Watts at 77°F 25°C)**

F.V/Time	5min	10min	15min	30min	45min	1h	2h	3h	5h	8h	10h	20h
1.60V	6454	4167	3456	2287	1702	1398	889	635	432	285	254.1	134.7
1.65V	6337	4091	3393	2245	1672	1372	873	624	424	279	249.5	132.2
1.70V	6219	4016	3330	2204	1641	1347	857	612	416	274	244.9	129.8
1.75V	6102	3940	3267	2162	1610	1321	841	601	408	269	240.2	127.3
1.80V	5867	3788	3142	2079	1548	1271	809	578	393	259	231.0	122.4

**Note** The above data are average values, and can be obtained within 3 charge/discharge cycles. These are not minimum values. Cell and battery designs/specifications are subject to modification without notice. Contact **CTD** for the latest information.

**Performance Characteristics**



**Battery Construction**

Component	Positive plate	Negative plate	Container	Cover	Safety valve	Terminal	Separator	Electrolyte
Raw material	Lead dioxide	Lead	ABS	ABS	Si-Rubber	Lead	Fiberglass	Sulfuric acid